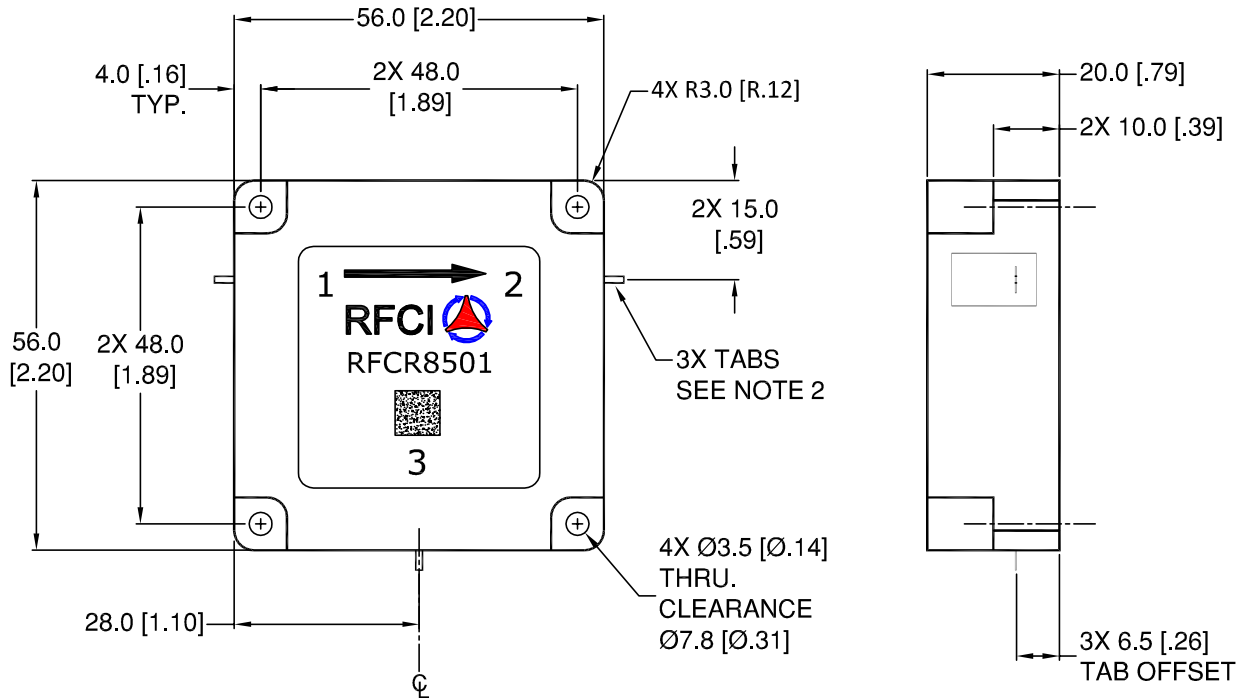


THIS DRAWING HAS BEEN GENERATED BY A CAD SYSTEM. CHANGES SHALL ONLY BE INCORPORATED AS DIRECTED BY THE DESIGN ACTIVITY. DO NOT REVISE MANUALLY.

REVISIONS

| REV. | DESCRIPTION | ECO | DATE | APPROVED |
|------|-----------------|------|----------|----------|
| A | INITIAL RELEASE | I.R. | 04/24/15 | P.T |



Specifications

| Parameter | Minimum | Typical | Maximum |
|-----------------------|---------|---------|---------|
| Frequency Range (MHz) | 1250 | | 2500 |
| Insertion Loss (dB) | | < .50 | .70 |
| Isolation (dB) | 17 | > 19 | |
| Return Loss (dB) | 17 | > 19 | |

Power & Temperature Ratings

| Parameter | Maximum |
|-----------------------|---------------|
| Forward PWR Peak/AVG | 500/50 Watts |
| Reverse Power CW | 50 Watts |
| Operating Temperature | -0 to +50° C |
| Storage Temperature | -40 to +95° C |

Notes:

- Typical Values Represent Performance @ +23 °C.
- Tab Dimensions: 1.00 [.040]W x 3.0[.12]L x 0.20[.008]T
- S-Parameters to be measured by connecting Port 1 and 2 to VNA, and Port 3 to Load with return loss 30dB or higher

CW CIRCULATOR MODEL: RFCR8501

UNLESS OTHERWISE SPECIFIED
ALL DIMENSIONS ARE IN MILLIMETERS [INCHES]:

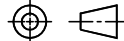
TOLERANCES ARE:
1 PLACE DECIMAL ±.2 [±.01] ANGULAR: ±1.0°
2 PLACE DECIMAL ±.10 [±.004] SURFACE ROUGHNESS 16/

REMOVE ALL BURRS AND BREAK SHARP EDGES.
SURFACE TEXTURE TO BE IN ACCORDANCE WITH LATEST ANSI B46.1
DIMENSIONING & TOLERANCING IN ACCORDANCE WITH LATEST ANSI Y14.5

PROPRIETARY NOTE: "THE INFORMATION CONTAINED ON THIS DOCUMENT IS CONSIDERED TO BE CONFIDENTIAL MATERIAL PROPRIETARY TO RF CIRCULATOR ISOLATOR Inc. (RFCI) AND IS PROVIDED SOLELY FOR INFORMATION PURPOSES.
THIS INFORMATION SHALL NOT BE USED BY ANYONE OTHER THAN RFCI TO DESIGN OR CONSTRUCT ANY OF THE ITEMS DEPICTED, NOR SHALL IT BE DISCLOSED, DUPLICATED, OR COPIED FOR ANY PURPOSE, NOR MADE AVAILABLE TO ANY THIRD PARTY WITHOUT THE PRIOR WRITTEN CONSENT OF A RFCI OFFICIAL."

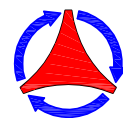
DO NOT SCALE DRAWING

THIRD ANGLE PROJECTION



| APPROVALS | DATE |
|----------------|------|
| DRAWN BY: | |
| CHECKED BY: | |
| DESIGN BY: | |
| ENGINEER BY: | |
| MFG. ENGR. | |
| Q.A. | |
| PROG. MGMT/MKT | |

RFCI



OUTLINE/SPECS

| SIZE | CAGE NO. | DWG NO. | REV. |
|-------------|----------|--------------|------|
| A | | CR8501-OS | A |
| SCALE: FULL | | SHEET 1 OF 1 | |