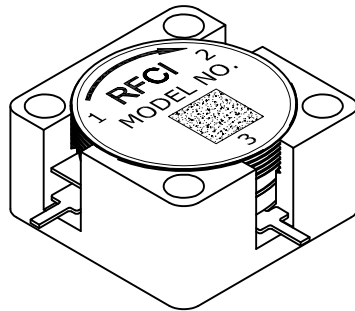
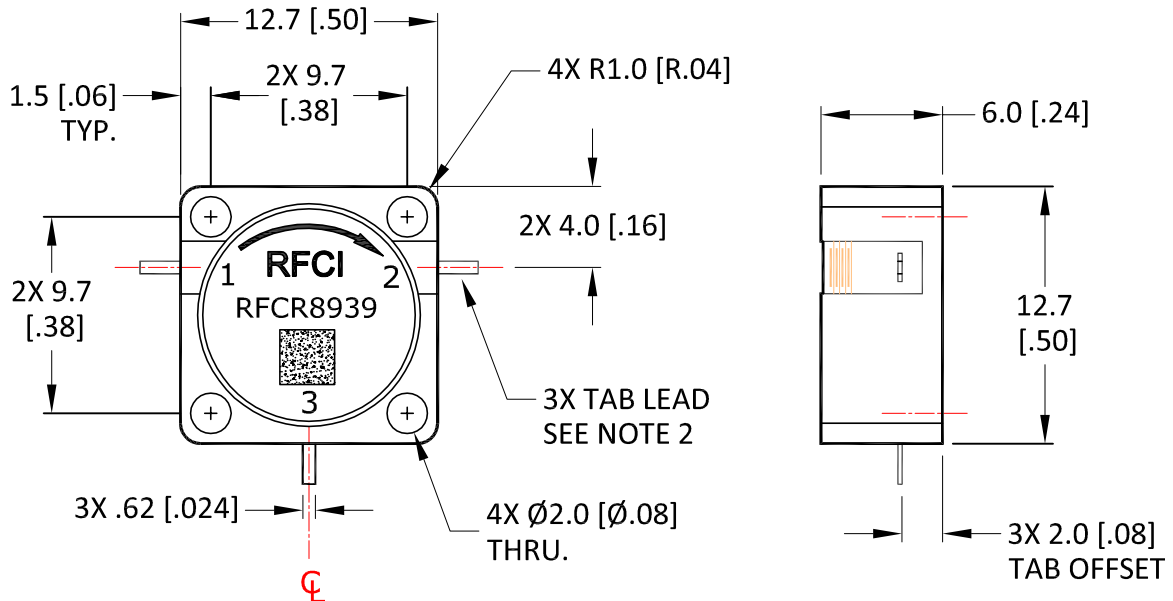


THIS DRAWING HAS BEEN GENERATED BY A CAD SYSTEM, CHANGES SHALL ONLY BE INCORPORATED AS DIRECTED BY THE DESIGN ACTIVITY. DO NOT REVISE MANUALLY.

REVISIONS

REV.	DESCRIPTION	ECO	DATE	APPROVED
B	ADD ISOMETRIC VIEW	18-010	11/14/18	P.T

**Terminal:**

Port (1)-(2): Input-Output

Port (2)-(3)

Port (3)-(1)

Body Housing: Steel, Nickel plated

Tab Lead: Be-Cu, Silver plated

Specifications

Parameter	Minimum	Typical	Maximum
Frequency Range (MHz)	11000		18000
Insertion Loss: In-Out (dB)		< 0.60	0.70
Isolation: Out-In (dB)	17	> 19	
Return Loss (dB)	17	> 19	

Notes:

1. Typical Values Represent Performance @ +23 °C.
2. Tab Dimensions: 0.62 [0.024]W x 2.0 [0.08]L x 0.20 [0.008]T
3. S-Parameters to be measured by connecting Port 1 and 2 to VNA, and Port 3 to Load with return loss 30dB or higher

Power & Temperature Ratings

Parameter	Maximum
Forward PWR Peak/AVG	250/20 Watts
Reverse Power CW	10 Watts
Operating Temperature	-40 to +85° C
Storage Temperature	-40 to +95° C

Permanent damage to the Device or reduce reliability if exceeding any of the limits.

Port (1),(2)and (3): DC connected and floating as the only ground connection.

CW CIRCULATOR MODEL: RFCR8939

UNLESS OTHERWISE SPECIFIED
ALL DIMENSIONS ARE IN MILLIMETERS [INCHES]:

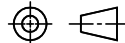
TOLERANCES ARE:
1 PLACE DECIMAL ±.2 [±.01] ANGULAR: ±1.0°
2 PLACE DECIMAL ±.10 [±.004] SURFACE ROUGHNESS 16/

REMOVE ALL BURRS AND BREAK SHARP EDGES.
SURFACE TEXTURE TO BE IN ACCORDANCE WITH LATEST ANSI B46.1
DIMENSIONING & TOLERANCING IN ACCORDANCE WITH LATEST ANSI Y14.5

PROPRIETARY NOTE: "THE INFORMATION CONTAINED ON THIS DOCUMENT IS CONSIDERED TO BE CONFIDENTIAL MATERIAL PROPRIETARY TO RF CIRCULATOR ISOLATOR Inc. (RFCI) AND IS PROVIDED SOLELY FOR INFORMATION PURPOSES.
THIS INFORMATION SHALL NOT BE USED BY ANYONE OTHER THAN RFCI TO DESIGN OR CONSTRUCT ANY OF THE ITEMS DEPICTED, NOR SHALL IT BE DISCLOSED, DUPLICATED, OR COPIED FOR ANY PURPOSE, NOR MADE AVAILABLE TO ANY THIRD PARTY WITHOUT THE PRIOR WRITTEN CONSENT OF A RFCI OFFICIAL."

DO NOT SCALE DRAWING

THIRD ANGLE PROJECTION



APPROVALS

DATE

DRAWN BY:

CHECKED BY:

DESIGN BY:

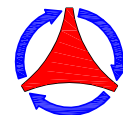
ENGINEER BY:

MFG. ENGR.

Q.A.

PROG. MGMT/MKT

RFCI



TITLE

OUTLINE/SPECS

SIZE

A

CAGE NO.

DWG NO.

CR8939-OS

REV.

B

SCALE: FULL

SHEET 1 OF 1