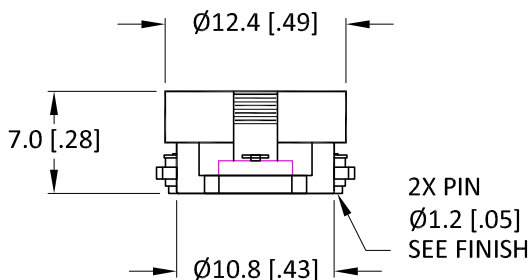
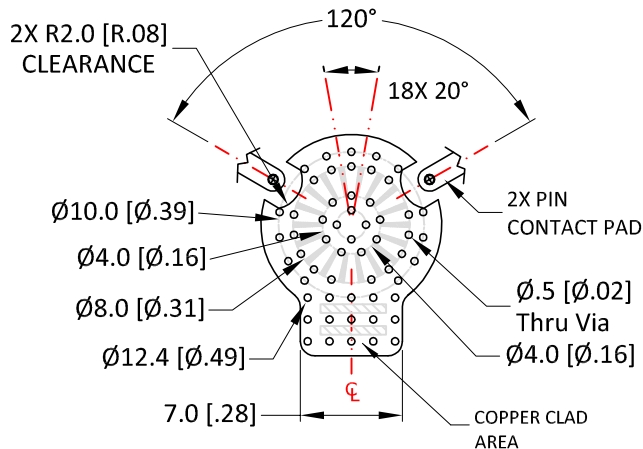
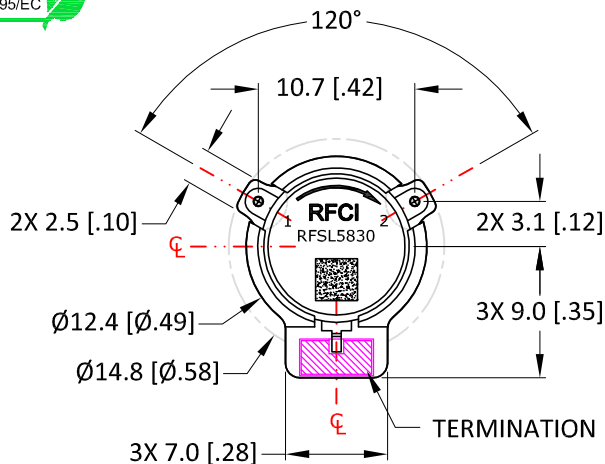


THIS DRAWING HAS BEEN GENERATED BY A CAD SYSTEM. CHANGES SHALL ONLY BE INCORPORATED AS DIRECTED BY THE DESIGN ACTIVITY. DO NOT REVISE MANUALLY.

REVISIONS			
REV.	DESCRIPTION	ECO	DATE
A	INITIAL RELEASE	I.R.	06/29/15
			APPROVED P.T



SolderMask Pattern

**Recommended Footprint**  
**Copper-SolderMask Pattern**

The Land Pattern should be with good thermal conductivity

- Finish:**
1. Housing: Silver plated
  2. Pin: Gold plated
  3. Coplanarity specification: 0.10 [.004] MAX.

**Specifications**

Parameter	Minimum	Typical	Maximum
Frequency Range (MHz)	2900		3100
Insertion Loss (dB)		< .25	.30
Isolation (dB)	20	> 22	
Return Loss (dB)	20	> 22	

- NOTES:**
1. Typical Values Represent Performance @ +23 °C.
  2. Isolator Flange held to +85°C; 30 Min. maximum Duration.

**Power & Temperature Ratings**

Parameter	Maximum
Forward PWR Peak/AVG	500/50 Watts
Reverse Power CW	10 Watts
Termination Rating (See Note 2)	10 Watts
Operating Temperature	-40 to +85° C
Storage Temperature	-50 to +125° C

CW SMD ISOLATOR MODEL: RFSL5830

<p>UNLESS OTHERWISE SPECIFIED ALL DIMENSIONS ARE IN MILLIMETERS (INCHES):</p> <p>TOLERANCES ARE:</p> <table border="1"> <tr> <td>1 PLACE DECIMAL ±.2 [±.01]</td> <td>ANGULAR: ±1.0°</td> </tr> <tr> <td>2 PLACE DECIMAL ±.10 [±.004]</td> <td>SURFACE ROUGHNESS 16/</td> </tr> </table> <p>REMOVE ALL BURRS AND BREAK SHARP EDGES. SURFACE TEXTURE TO BE IN ACCORDANCE WITH LATEST ANSI B46.1 DIMENSIONING &amp; TOLERANCING IN ACCORDANCE WITH LATEST ANSI Y14.5</p> <p>PROPRIETARY NOTE: "THE INFORMATION CONTAINED ON THIS DOCUMENT IS CONSIDERED TO BE CONFIDENTIAL MATERIAL PROPRIETARY TO RF CIRCULATOR ISOLATOR Inc. (RFCI) AND IS PROVIDED SOLELY FOR INFORMATION PURPOSES. THIS INFORMATION SHALL NOT BE USED BY ANYONE OTHER THAN RFCI TO DESIGN OR CONSTRUCT ANY OF THE ITEMS DEPICTED, NOR SHALL IT BE DISCLOSED, DUPLICATED, OR COPIED FOR ANY PURPOSE, NOR MADE AVAILABLE TO ANY THIRD PARTY WITHOUT THE PRIOR WRITTEN CONSENT OF A RFCI OFFICIAL."</p>	1 PLACE DECIMAL ±.2 [±.01]	ANGULAR: ±1.0°	2 PLACE DECIMAL ±.10 [±.004]	SURFACE ROUGHNESS 16/	<p>THIRD ANGLE PROJECTION</p>	<p><b>RFCI</b> </p>				
	1 PLACE DECIMAL ±.2 [±.01]	ANGULAR: ±1.0°								
2 PLACE DECIMAL ±.10 [±.004]	SURFACE ROUGHNESS 16/									
<p>APPROVALS</p> <p>DATE</p>	<p>TITLE</p> <p><b>OUTLINE/SPECS</b></p>									
<p>DO NOT SCALE DRAWING</p>	<p>DRAWN BY:</p> <p>CHECKED BY:</p> <p>DESIGN BY:</p> <p>ENGINEER BY:</p> <p>MFG. ENGR.</p> <p>Q.A.</p> <p>PROG. MGMT/MKT</p>	<table border="1"> <tr> <td>SIZE</td> <td>CAGE NO.</td> <td>DWG NO.</td> <td>REV.</td> </tr> <tr> <td>A</td> <td></td> <td>SL5830-OS</td> <td>A</td> </tr> </table>	SIZE	CAGE NO.	DWG NO.	REV.	A		SL5830-OS	A
SIZE	CAGE NO.	DWG NO.	REV.							
A		SL5830-OS	A							
SCALE: FULL		SHEET 1 OF 1								