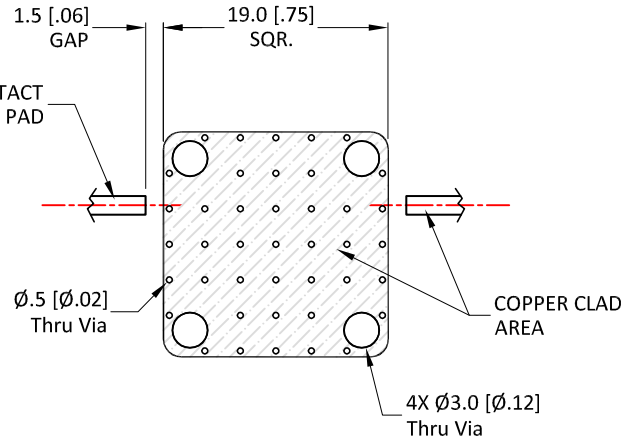
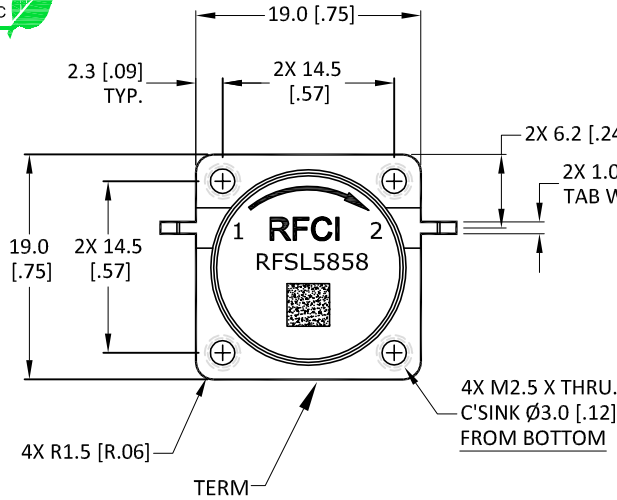


THIS DRAWING HAS BEEN GENERATED BY A CAD SYSTEM. CHANGES SHALL ONLY BE INCORPORATED AS DIRECTED BY THE DESIGN ACTIVITY. DO NOT REVISE MANUALLY.

REVISIONS

REV.	DESCRIPTION	ECO	DATE	APPROVED
A	INITIAL RELEASE	I.R.	08/02/15	P.T

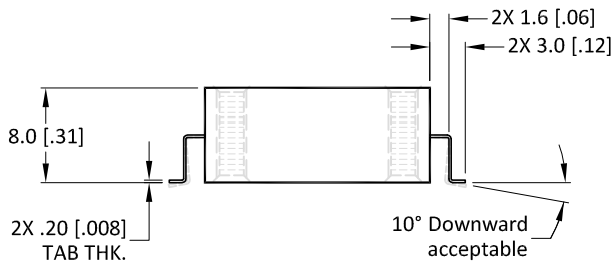


**Recommended Footprint**

The Land Pattern should be with good thermal conductivity

**Finish:**

Housing: Nickel plated  
 Tabs: Silver plated  
 Coplanarity specification: 0.10 [0.004] MAX.



**Specifications**

Parameter	Minimum	Typical	Maximum
Frequency Range (MHz)	2365		2435
Insertion Loss (dB)		< .25	.30
Isolation (dB)	20	> 23	
Return Loss (dB)	20	> 23	

**Power & Temperature Ratings**

Parameter	Maximum
Forward PWR Peak/AVG	500/80 Watts
Reverse Power CW	20 Watts
Termination Rating (See Note 2)	20 Watts
Operating Temperature	-40 to +85° C
Storage Temperature	-40 to +85° C

**Notes:**

1. Typical Values Represent Performance @ +23 °C.
2. Isolator Flange held to +85°C; 30 Min. maximum Duration.

**CW GW SMD ISOLATOR MODEL: RFSL5858**

<p>UNLESS OTHERWISE SPECIFIED                  ALL DIMENSIONS ARE IN MILLIMETERS [INCHES]:</p> <p>TOLERANCES ARE:                  1 PLACE DECIMAL ±.2 [±.01] ANGULAR: ±1.0°                  2 PLACE DECIMAL ±.10 [±.004] SURFACE ROUGHNESS 16/</p> <p>REMOVE ALL BURRS AND BREAK SHARP EDGES.                  SURFACE TEXTURE TO BE IN ACCORDANCE WITH LATEST ANSI B46.1                  DIMENSIONING &amp; TOLERANCING IN ACCORDANCE WITH LATEST ANSI Y14.5</p> <p>PROPRIETARY NOTE: "THE INFORMATION CONTAINED ON THIS DOCUMENT IS CONSIDERED TO BE CONFIDENTIAL MATERIAL PROPRIETARY TO RF CIRCULATOR ISOLATOR Inc. (RFCI) AND IS PROVIDED SOLELY FOR INFORMATION PURPOSES.                  THIS INFORMATION SHALL NOT BE USED BY ANYONE OTHER THAN RFCI TO DESIGN OR CONSTRUCT ANY OF THE ITEMS DEPICTED, NOR SHALL IT BE DISCLOSED, DUPLICATED, OR COPIED FOR ANY PURPOSE, NOR MADE AVAILABLE TO ANY THIRD PARTY WITHOUT THE PRIOR WRITTEN CONSENT OF A RFCI OFFICIAL."</p>	<p>THIRD ANGLE PROJECTION</p>	<p><b>RFCI</b></p>
	<p>APPROVALS</p> <p>DATE</p>	
<p>DO NOT SCALE DRAWING</p>	<p>DRAWN BY:</p> <p>CHECKED BY:</p> <p>DESIGN BY:</p> <p>ENGINEER BY:</p> <p>MFG. ENGR.</p> <p>Q.A.</p> <p>PROG. MGMT/MKT</p>	<p>SIZE</p> <p><b>A</b></p>
		<p>CAGE NO.</p>
		<p>DWG NO.</p> <p><b>SL5858-OS</b></p>
		<p>REV.</p> <p><b>A</b></p>
		<p>SCALE: FULL</p>
		<p>SHEET 1 OF 1</p>