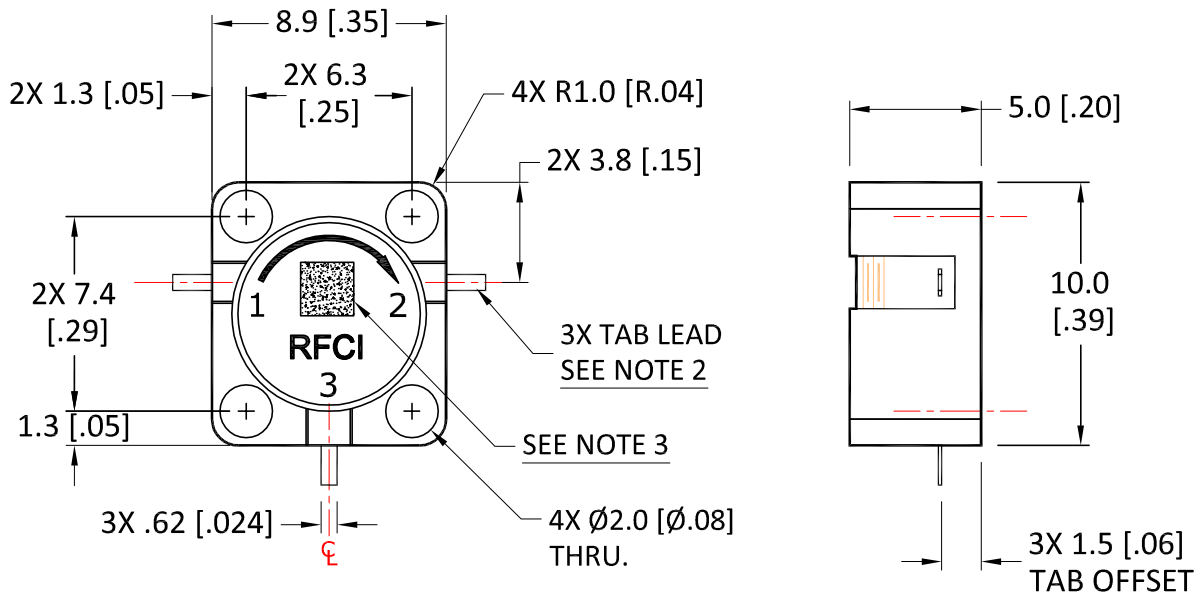


THIS DRAWING HAS BEEN GENERATED BY A CAD SYSTEM. CHANGES SHALL ONLY BE INCORPORATED AS DIRECTED BY THE DESIGN ACTIVITY. DO NOT REVISE MANUALLY.

REVISIONS

REV.	DESCRIPTION	ECO	DATE	APPROVED
B	ADD ISOVIEW	18-010	11/14/18	P.T

Finish:

Body Housing: Steel, Nickel plated
Tab Lead: Be-Cu, Silver plated

Terminal:

Port (1)-(2): Input-Output
Port (2)-(3): Input-Output
Port (3)-(1): Input-Output

Specifications

Parameter	Minimum	Typical	Maximum
Frequency Range (GHz)	8.0		10.0
Insertion Loss: In-Out (dB)		< 0.40	0.50
Isolation: Out-In (dB)	19	> 20	
Return Loss (dB)	19	> 20	

Permanent damage to the Device or reduce reliability if exceeding any of the limits.

Port (1),(2)and (3): DC connected and floating as the only ground connection.

Power & Temperature Ratings

Parameter	Maximum
Forward PWR Peak/AVG	250/25 Watts
Reverse Power CW	25 Watts
Operating Temperature	-40 to +85° C
Storage Temperature	-40 to +95° C

Notes:

1. Typical Values Represent Performance @ +23 °C.
2. Tab Dimensions: 0.62 [.024]W x 2.0 [.08]L x 0.20 [.008]T
3. Matrix BARCODE: Part No., Serial No., and Date Code
4. S-Parameters to be measured by connecting Port 1 and 2 to VNA, and Port 3 to Load with return loss 30dB or higher

CW CIRCULATOR MODEL: RFCR2925D

UNLESS OTHERWISE SPECIFIED
ALL DIMENSIONS ARE IN MILLIMETERS [INCHES]:

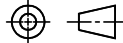
TOLERANCES ARE:
1 PLACE DECIMAL ±.2 [±.01] ANGULAR: ±1.0°
2 PLACE DECIMAL ±.10 [±.004] SURFACE ROUGHNESS 16/

REMOVE ALL BURRS AND BREAK SHARP EDGES.
SURFACE TEXTURE TO BE IN ACCORDANCE WITH LATEST ANSI B46.1
DIMENSIONING & TOLERANCING IN ACCORDANCE WITH LATEST ANSI Y14.5

PROPRIETARY NOTE: "THE INFORMATION CONTAINED ON THIS DOCUMENT IS CONSIDERED TO BE CONFIDENTIAL MATERIAL PROPRIETARY TO RF CIRCULATOR ISOLATOR Inc. (RFCI) AND IS PROVIDED SOLELY FOR INFORMATION PURPOSES.
THIS INFORMATION SHALL NOT BE USED BY ANYONE OTHER THAN RFCI TO DESIGN OR CONSTRUCT ANY OF THE ITEMS DEPICTED, NOR SHALL IT BE DISCLOSED, DUPLICATED, OR COPIED FOR ANY PURPOSE, NOR MADE AVAILABLE TO ANY THIRD PARTY WITHOUT THE PRIOR WRITTEN CONSENT OF A RFCI OFFICIAL."

DO NOT SCALE DRAWING

THIRD ANGLE PROJECTION



APPROVALS

DATE

DRAWN BY:

CHECKED BY:

DESIGN BY:

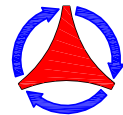
ENGINEER BY:

MFG. ENGR.

Q.A.

PROG. MGMT/MKT

RFCI



TITLE

OUTLINE/SPECS

SIZE
A

CAGE NO.

DWG NO.

CR2925D-OS

REV.
B

SCALE: FULL

SHEET 1 OF 1