CELLULAR BASE STATION BANDS

FLANGE MOUNT GULLWING DROP-IN CIRCULATOR

PRODUCT DESCRIPTION

RFCI Gullwing Drop-in Circulators designed for Wireless Cellular BST, RFID, and WiMAX applications in high performance linear power amplifiers and are specifically designed to have the excellent IMD Performance necessary for the stringent growing WCDMA and CDMA requirements



KEY FEATURES

- Standard drop-in package size.
- High 75dBc Intermodulation Distortion
- Robust Construction for High Reliability performance
- RoHS compliant
- Low typical Insertion loss, High Isolation
- Magnetically Shielded.

- Products available with alternative configuration such as attenuators, high power termination and reverse rotation direction.
- Special Tab is offset available.
- S-parameters are available upon request.

FUNCTION DIAGRAM

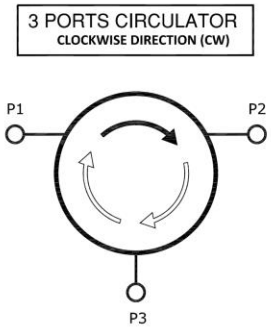

CIRCULATOR OUTLINE DRAWING

Figure DC-08 (25.4mm Gullwing Tab Package Outline)

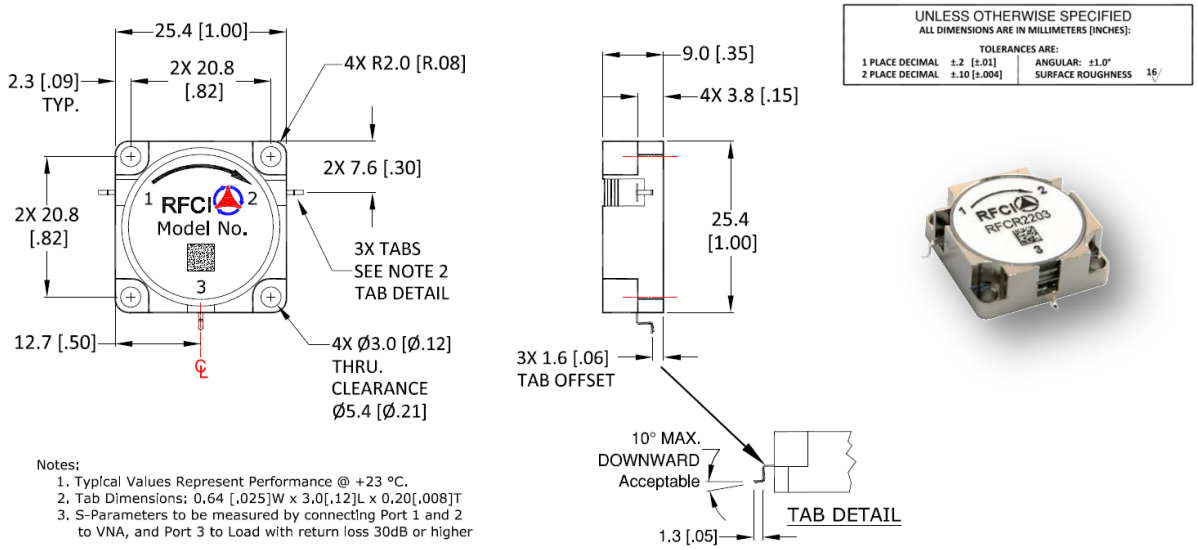

Notes:
1. Typical Values Represent Performance @ +23 °C.
2. Tab Dimensions: 0.64 [.025]W x 3.0[.12]L x 0.20[.008]T
3. S-Parameters to be measured by connecting Port 1 and 2 to VNA, and Port 3 to Load with return loss 30dB or higher

RF Circulator Isolator Inc. ■ Phone +1 408 977 1526 Fax +1 408 977 1534 ■ sales@rf-ci.com
Visit www.rf-ci.com for addition data sheets and information
Products and product Information are Subject to Change Without Notice.

GULLWING TABS, Low Intermodulation Distortion (IM3)-25.4mm Package

Frequency Range (MHz)		Insertion Loss (dB)	Isolation (dB)	Return Loss (dB)	Fwd. PWR P/CW (W)	Rev PWR CW (W)	Operating Temperature	Package Outline	RFCI Part No.
Low	High	Room/OT	Room/OT	Room/OT	Max.	Max.	(ºC)		
728	756	0.20/0.30	25/22	25/22	1000/200	200	-40 to +85°C	DC-08	RFCR2142
790	960	0.35/0.45	20/18	20/18	1000/200	200	-40 to +85°C	DC-08	RFCR2144
791	821	0.20/0.30	25/22	25/22	1000/200	200	-40 to +85°C	DC-08	RFCR2143
847	860	0.20/0.30	25/22	25/22	1000/200	200	-40 to +85°C	DC-08	RFCR2205
860	960	0.25/0.30	23/22	23/22	1000/200	200	-40 to +85°C	DC-08	RFCR2225
869	894	0.20/0.30	25/22	25/22	1000/200	200	-40 to +85°C	DC-08	RFCR2201
885	920	0.20/0.30	25/22	25/22	1000/200	200	-40 to +85°C	DC-08	RFCR2223
900	930	0.20/0.30	25/22	25/22	1000/200	200	-40 to +85°C	DC-08	RFCR2310
920	960	0.20/0.30	25/22	25/22	1000/200	200	-40 to +85°C	DC-08	RFCR2306
1710	1880	0.20/0.30	23/21	23/21	1000/200	200	-40 to +85°C	DC-08	RFCR2414
1710	1785	0.20/0.30	25/22	25/22	1000/200	200	-40 to +85°C	DC-08	RFCR2413
1800	2015	0.25/0.35	23/20	23/20	1000/200	200	-40 to +85°C	DC-08	RFCR2620
1805	1880	0.20/0.30	25/22	25/22	1000/200	200	-40 to +85°C	DC-08	RFCR2502
1880	1930	0.20/0.30	25/22	25/22	1000/200	200	-40 to +85°C	DC-08	RFCR2618
1920	2170	0.20/0.35	25/22	25/22	1000/200	200	-40 to +85°C	DC-08	RFCR2619
1930	1995	0.20/0.30	25/22	25/22	1000/200	200	-40 to +85°C	DC-08	RFCR2603
2010	2300	0.30/0.35	25/22	25/22	1000/200	200	-40 to +85°C	DC-08	RFCR2727
2090	2190	0.20/0.30	25/22	25/22	1000/200	200	-40 to +85°C	DC-08	RFCR2704
2130	2280	0.20/0.30	25/22	25/22	1000/200	200	-40 to +85°C	DC-08	RFCR2726

Standard Part Number is Clockwise (CW) Rotation. Add letter "R" at the end to Part number for a Counter Clockwise (CCW) Rotation

- S-Parameters to be measured by connecting Port 1 and Port 2 to VNA and Port 3 to Load with load return loss 30dB or higher.
- See RFCI website www.rf-ci.com for complete part datasheet.

RF Circulator Isolator Inc. ■ Phone +1 408 977 1526 Fax +1 408 977 1534 ■ sales@rf-ci.com
Visit www.rf-ci.com for addition data sheets and information
Products and product Information are Subject to Change Without Notice.