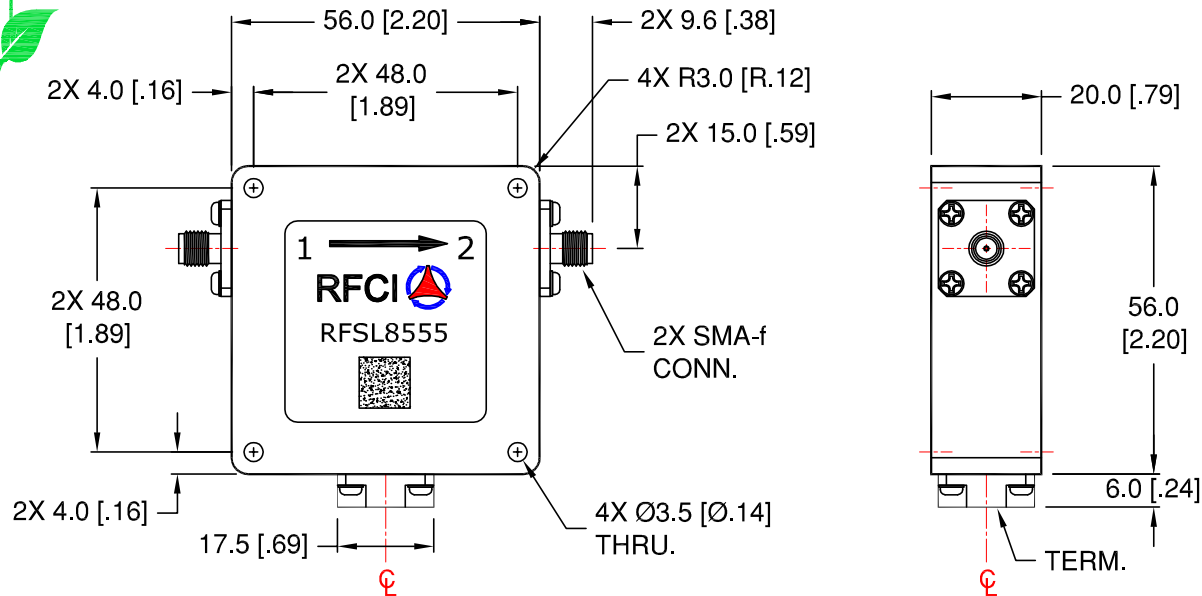


THIS DRAWING HAS BEEN GENERATED BY A CAD SYSTEM. CHANGES SHALL ONLY BE INCORPORATED AS DIRECTED BY THE DESIGN ACTIVITY. DO NOT REVISE MANUALLY.

REVISIONS

REV.	DESCRIPTION	ECO	DATE	APPROVED
B	ADD ISOVIEW	20-003	03/30/20	P.T

Finish:

Body Housing: Steel, Nickel plated

Terminal:

Port (1): Input

Port (2): Output

Specifications

Parameter	Minimum	Typical	Maximum
Frequency Range (MHz)	1350		2700
Insertion Loss: In-Out (dB)		< 0.50	0.70
Isolation: Out-in (dB)	17	> 19	
Return Loss (dB)	17	> 19	

Permanent damage to the Device or reduce reliability if exceeding any of the limits.

Port (1) and (2): DC connected and floating with the 50 ohm resistance of the internal load as the only ground connection.

Power & Temperature Ratings

Parameter	Maximum
Forward PWR Peak/CW	500/50 Watts
Reverse PWR Peak/CW	500/20 Watts
Termination Rating (see note 2)	20 Watts
Operating Temperature	-0 to +50° C
Storage Temperature	-40 to +95° C

Notes:

1. Typical Values Represent Mid-Band Performance @ +23 °C.
2. Isolator Flange held to +50°C Max.

20W ISOLATOR MODEL: RFSL8555

UNLESS OTHERWISE SPECIFIED
ALL DIMENSIONS ARE IN MILLIMETERS [INCHES]:

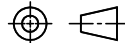
TOLERANCES ARE:		
1 PLACE DECIMAL	±.2 [±.01]	ANGULAR: ±1.0°
2 PLACE DECIMAL	±.10 [±.004]	SURFACE ROUGHNESS 16/

REMOVE ALL BURRS AND BREAK SHARP EDGES.
SURFACE TEXTURE TO BE IN ACCORDANCE WITH LATEST ANSI B46.1
DIMENSIONING & TOLERANCING IN ACCORDANCE WITH LATEST ANSI Y14.5

PROPRIETARY NOTE: "THE INFORMATION CONTAINED ON THIS DOCUMENT IS CONSIDERED TO BE CONFIDENTIAL MATERIAL PROPRIETARY TO RF CIRCULATOR ISOLATOR Inc. (RFCI) AND IS PROVIDED SOLELY FOR INFORMATION PURPOSES.
THIS INFORMATION SHALL NOT BE USED BY ANYONE OTHER THAN RFCI TO DESIGN OR CONSTRUCT ANY OF THE ITEMS DEPICTED, NOR SHALL IT BE DISCLOSED, DUPLICATED, OR COPIED FOR ANY PURPOSE, NOR MADE AVAILABLE TO ANY THIRD PARTY WITHOUT THE PRIOR WRITTEN CONSENT OF A RFCI OFFICIAL."

DO NOT SCALE DRAWING

THIRD ANGLE PROJECTION



APPROVALS

DATE

DRAWN BY:

CHECKED BY:

DESIGN BY:

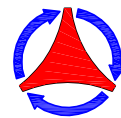
ENGINEER BY:

MFG. ENGR.

Q.A.

PROG. MGMT/MKT

RFCI



OUTLINE/SPECS

SIZE
A

CAGE NO.

DWG NO.

SL8555-OS

REV.
B

SCALE: FULL

SHEET 1 OF 1